


DRAFT-LITE PILOTS FOR HIGH DRAFT APPLICATIONS

MODEL: DP,DPS,CP,CPS

Revision: 0

BULLETIN
3272



DESCRIPTION

Draft-Lite Pilots are designed to operate over a wide range of draft conditions. All are fitted with threaded outlet connections for secure mounting to burner cages.

The 180 Series with the enclosed cage is recommended for low pulsating drafts (0.01" to 0.1" W. C.). Secondary air enters between the AN Burner and the Pilot Cage.

Under higher drafts (0.5" W. C. to 1.0" W. C.) using the 53 & 63 Series Pilots, secondary air is drawn into the Pilot Cage. Draft variations affect this secondary air and not the primary pilot flame. If momentary back drafts occur the flame will

spill out the secondary air opening and will resume normal operation when draft is re-established. The smaller secondary nozzle of the 53 & 63 Series Pilots dampens the effect of rapid changes and permits operation with drafts up to 1.0" W. C.

With the reasonably constant draft conditions in the range of 0.1" to 0.5" W. C., the 73 or 83 Series Cage Pilots should be used.

Where draft and larger burner size require a heavier pilot flame, the 6TYS-10 Pilot should be used. See Bulletin 3273.

CAUTION: Operation of combustion equipment can be hazardous resulting in bodily injury or equipment damage. Each burner should be supervised by a combustion safeguard and only qualified personnel should install, make system adjustments and perform any required service.



pyronics inc.

COMBUSTION FOR INDUSTRY

17700 MILES AVE.
CLEVELAND, OHIO 44128
www.pyronics.com

PHONE: (216) 662-8800
FAX: (216) 663-8954
marketing@pyronics.com

NOTICE: Pyronics practices a policy of continuous improvement in the design of its products. It reserves the right to change the specifications at any time without prior notice.

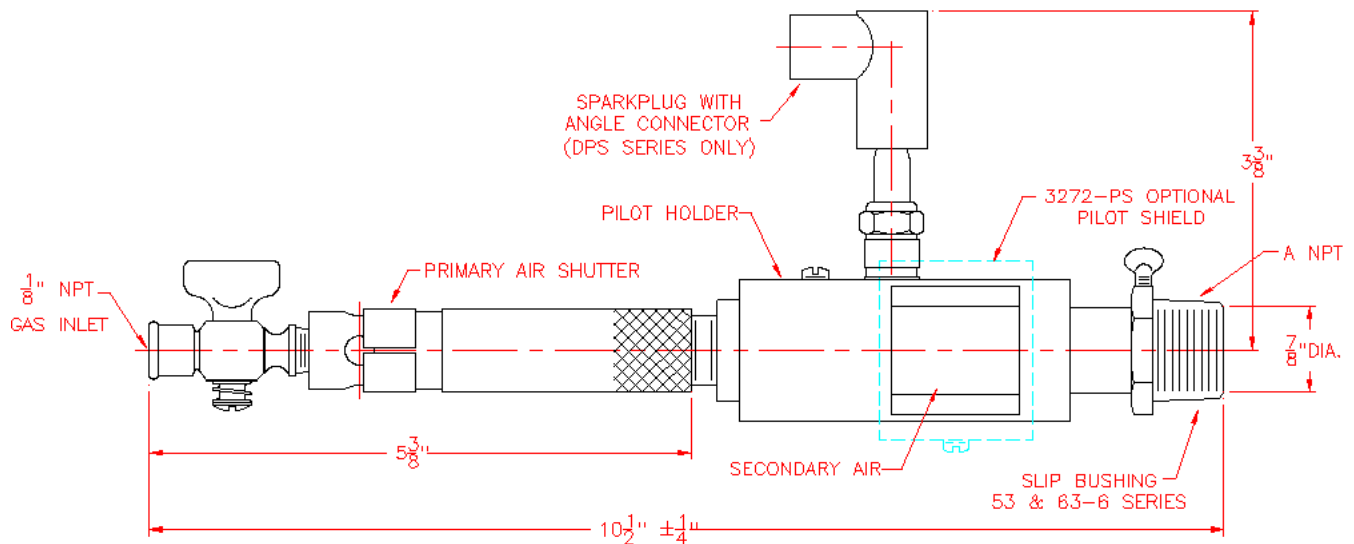
DRAFT-LITE PILOTS

CAPACITY TABLE 0.1" TO 1.0" W. C. DRAFT

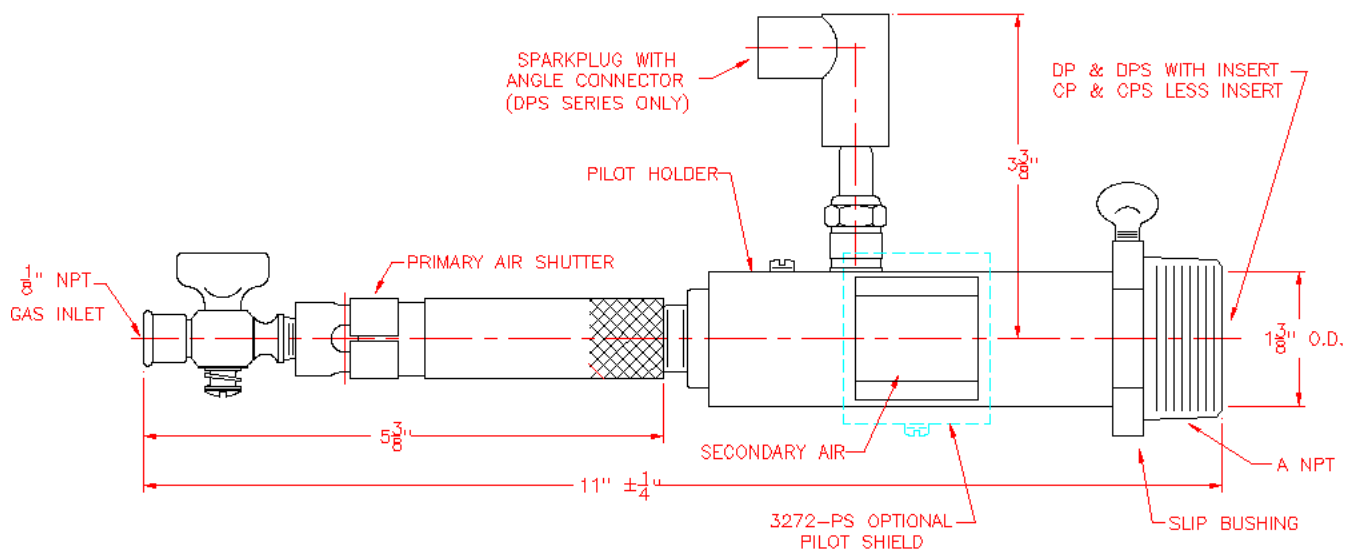
Catalog No.		Outlet Pipe Size Male Thread "A"	Nominal Capacity BTU/hr All Gases
With Spark Plug	Less Spark Plug		
63-4DPS	53-4DP	1/2"	6,000
63-6DPS	53-6DP	3/4"	6,000
63-10DPS	53-10DP	1-1/4"	10,000
83-10CPS	73-10CP		
183-10CPS	173-10CP		

Spark plugs gapped 0.045" approx. for 5,000 volt ignition transformers.

DIMENSIONS



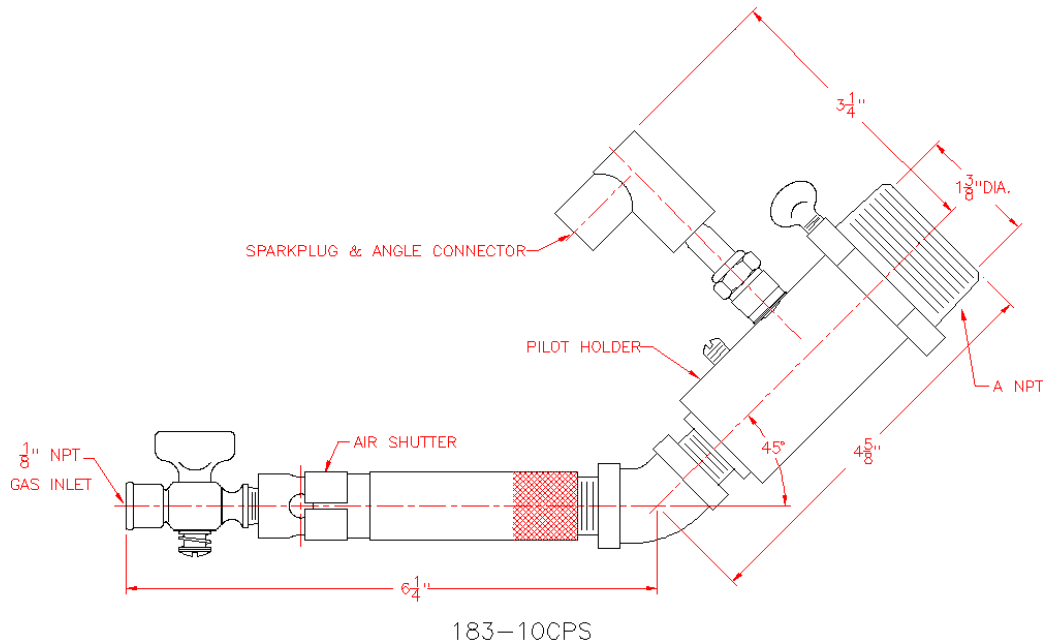
53-4DP, 53-6DP, 63-4DPS & 63-6DPS



53-10DP, 73-10CP, 63-10DPS & 83-10CPS

DRAFT-LITE PILOTS

DIMENSIONS



ORDERING INFORMATION

- | | | | |
|----|----------------------------|----|------------------------|
| 1. | Quantity each item. | 4. | Gas pressure. |
| 2. | Complete catalog number. | 5. | Draft conditions. |
| 3. | Kind of gas and BTU value. | 6. | Shipping instructions. |

CAUTION: Operation of combustion equipment can be hazardous resulting in bodily injury or equipment damage. Each burner should be supervised by a combustion safeguard and only qualified personnel should install, make system adjustments and perform any required service.



pyronics inc.
COMBUSTION FOR INDUSTRY

17700 MILES AVE.
CLEVELAND, OHIO 44128
www.pyronics.com

PHONE: (216) 662-8800
FAX: (216) 663-8954
marketing@pyronics.com

NOTICE: Pyronics practices a policy of continuous improvement in the design of its products. It reserves the right to change the specifications at any time without prior notice.